



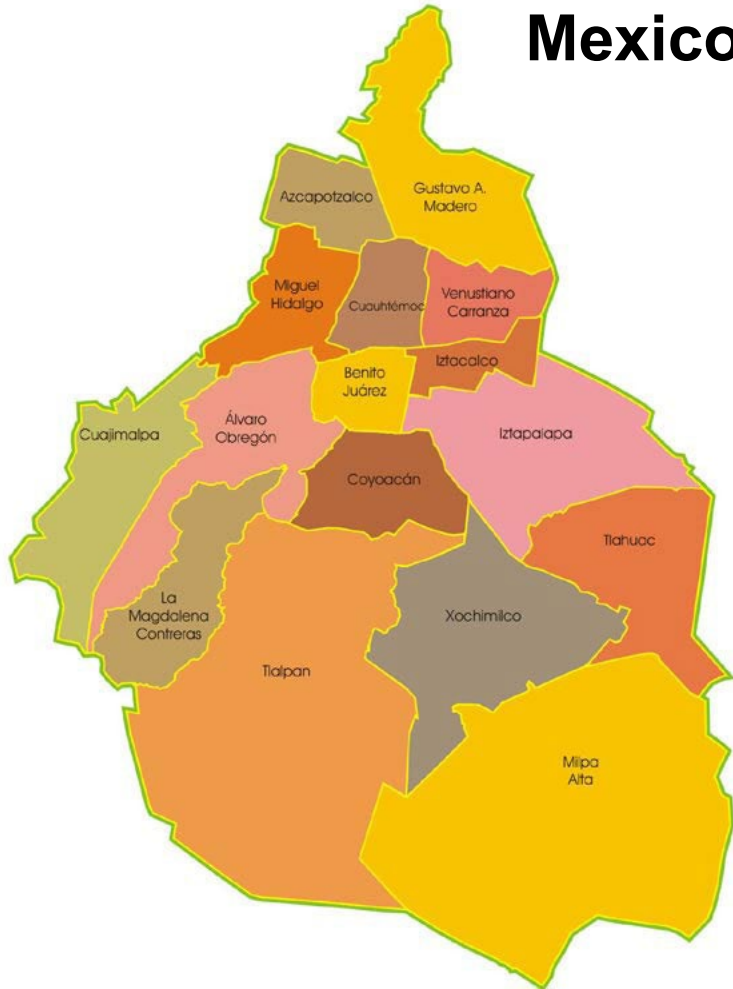
GOBIERNO DE LA
CIUDAD DE MÉXICO



ADIP

Center for
Connectivity
and Telecom
Infrastructure

Mexico City



8,918,653 inhabitants

+40% population

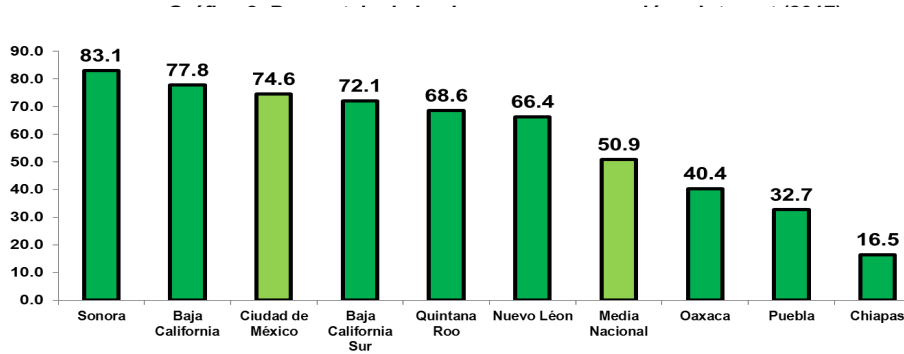
Iztapalapa (20.5%)

Gustavo A. Madero (13.05%)

Álvaro Obregón (8.4%)

Households Internet Access in Mexico

By household composition
2007



DIGITAL DIVIDE in Mexico City

25% hh without internet service at home

96 fixed services every 100 households

- Miguel Hidalgo
- Cuauhtemoc
- Benito Juarez

126 fixed services every 100 hh

- Iztapalapa
- Xochimilco
- Milpa Alta

55 fixed services every 100 hh

Gráfica 5: Porcentaje de los ingresos que los hogares destinan a servicios de telecomunicaciones (Ciudad de México)



Fuente: Anuario Estadístico 2018 del Instituto Federal de Telecomunicaciones: <http://www.ifet.org.mx/sites/default/files/contenidogeneral/estadisticas/anuarioestadistico2018-111018.pdf>

Uneven access to the internet

10th decile (*higher income*)

96.2% access to mobile services

97.2% access to fixed services

Expenditure 2.1% income

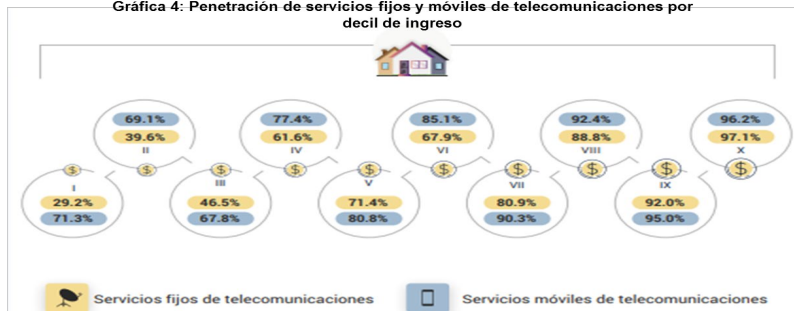
1st decile (*lower income*)

29.2% access to mobile services


71.3% access to fixed services

Expenditure 12% income

Gráfica 4: Penetración de servicios fijos y móviles de telecomunicaciones por decil de ingreso



Fuente: Anuario Estadístico 2018 del Instituto Federal de Telecomunicaciones: <http://www.ifet.org.mx/sites/default/files/contenidogeneral/estadisticas/anuarioestadistico2018-111018.pdf>



Digital Equity Action Plan

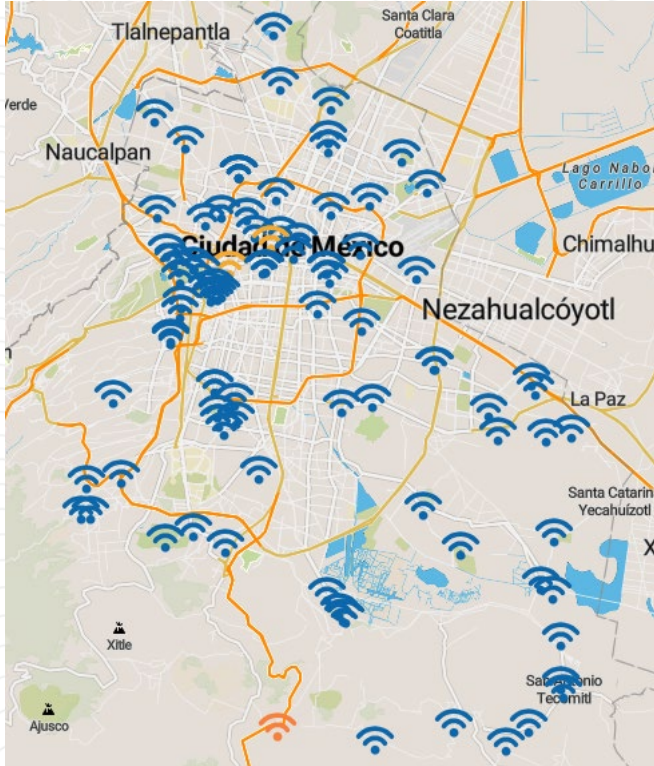
Free WiFi in Mexico City

300 Hubs of connectivity

13,000 hotspots

96 public sites





Free WiFi in Mexico City

Internet for all

Please visit to find the closest hotspot with free WiFi for you:

<https://datos.cdmx.gob.mx/explore/?refine.theme=Conektividad&sort=modified>

Thank you!

www.adip.gob.mx

Zaira.perez@cdmx.gob.mx



GOBIERNO DE LA
CIUDAD DE MÉXICO

ADIP